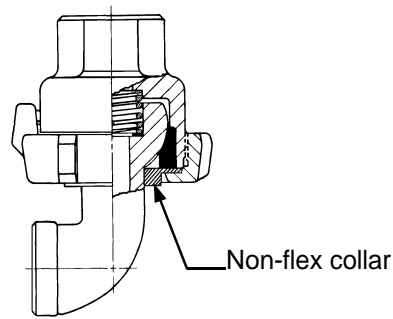


# Self-Aligning Swivel Joint

## BARCO "Non-flex" Collar

The "Non-Flex" Type Swivel Joints are available in the same styles, sizes, and materials as standard swivel joints, but a steel split collar is added between the nut and the gasket. The neck of the ball is machined to provide a bearing with this collar. This allows 360° rotation, but eliminates the 10° side flexing.

In dogleg, or three-joint assembly, it is recommended that the "Non-Flex" swivel joint be used only at the top anchor point of the assembly. Regular swivel joints at the other two points relieve binding and allow for piping misalignment.



STYLE N78-8BS  
BE-43506-xx-xx

## BARCO easy to follow numbering system

To order Barco swivel joint, state the complete part number as follows:

First, state the Basic Assembly Number, second, indicate the Size Code, third, add the Gasket Code number.

Easy numbering system						
BE-XXXXX - XX - XX						
Gasket Code	-23	*Teflon		11CTS		
	-24	*Glass-filled Teflon		11GCTS		
	-51	*Bronze-filled Teflon		11BCTS		
Size Code	08	12	16	20	24	
	= in inches	1/2"	3/4"	1"	1-1/4"	1-1/2"
	= millimeters	12,7	19,1	25,4	31,8	38,1
Basic Part Number						
BE-32xxx - Standard Series						
BE-325xx - Standard Series with non-flex collar						
BE-33xxx - Series 600, all Steel						
BE-335xx - Series 600, all Steel with non-flex collar						
BE-43xxx - Series 600, all Steel with injected graphite Seal						
BE-435xx - Series 600, all Steel with injected graphite Seal & with non-flex collar						

\* DuPont trademark

For more information, contact:

**Fulton  
SYSTEMS**

**Fulton Systems**  
5875 Peachtree Industrial Blvd.  
Suite 330  
Norcross, GA 30092  
Ph: 770-447-1400  
Fx: 770-447-4277  
[www.fultonsystems.com](http://www.fultonsystems.com)



A DIVISION OF MARISON INDUSTRIES

**Barco USA**  
1100 Alexander Court  
Cary, IL 60013-1892  
Phone: (847) 516-0900  
Fax: (847) 516-5590

[www.barcoseals.com](http://www.barcoseals.com)  
e-mail: [info@barcoseals.com](mailto:info@barcoseals.com)

Specifications subject to change without notice.  
Barco products are protected by patents internationally.  
Copyright©1998 Barco Division Marison Industries, Inc.

Printed in U.S.A. 11-02.

BARCO Series

# Self-Aligning Swivel Joint

Handles rotary and angular alignment motion with positive sealing.

**BARCO** BULLETIN 4001

Maintenance-free Swivel Joint

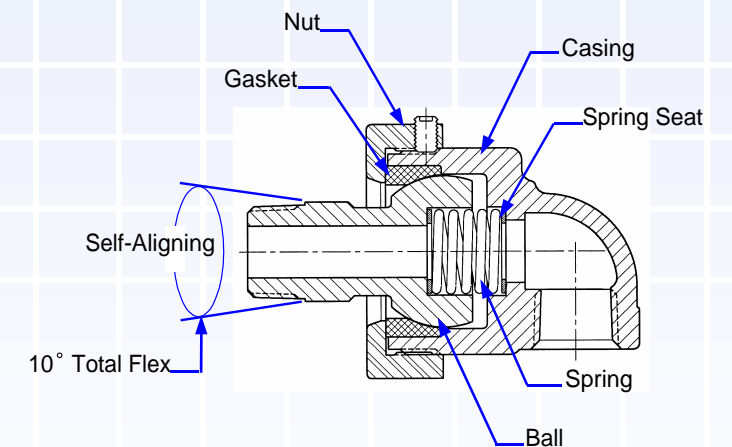
Special design features :

- 10° angular flexibility permits positive positioning of lines
- Outperforms and outlasts flexible hose with lower pressure drops.
- Faster and easier piping installation. Fabrications simplified.
- Eliminate the hazards of leaking pipe connections or catastrophic hose failures.
- Dog-leg arrangements accommodate hinged and lifting motions of presses



Barco is recognized as the pioneer and leader in the development and manufacture of spring-loaded, single-seat Self-Aligning Swivel Joints. These unique products handle 360° rotating and 10° angular movement between machinery and pipe work.

Barco Self-Aligning Swivel Joints convey hot and cold water, alternating steam and water and heat transfer fluids.



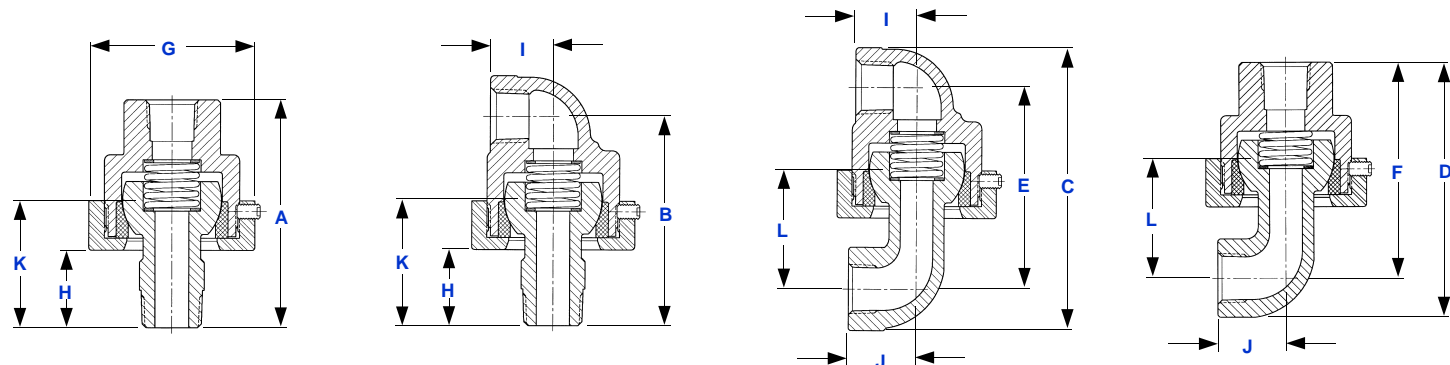
**BARCO** Engineered for Exceptional Performance

# Self-Aligning Swivel Joint

Barco supplies several different styles and sizes to suit your application.

## BARCO / STANDARD SERIES

Standard Series Self-Aligning Swivel Joints are built for steam, hot oil, water and alternating steam and water service.



### STYLE 7S-8CS

- \* BE-32001-xx-xx
- \*\* BE-32008-xx-xx
- \*\*\* BE-33004-xx-xx

### STYLE 7AS-8CS

- \* BE-32003-xx-xx
- \*\* BE-32011-xx-xx
- \*\*\* BE-33008-xx-xx

### STYLE 7AS-8BS

- \* BE-32002-xx-xx
- \*\* BE-32010-xx-xx
- \*\*\* BE-33010-xx-xx

### STYLE 7S-8BS

- \* BE-32000-xx-xx
- \*\* BE-32007-xx-xx
- \*\*\* BE-33006-xx-xx

\* Basic assembly number—Standard Series, All Bronze, available in 1/2" (13mm) and 3/4" (19mm) sizes. Dimensions located in Table 1.

\*\* Basic assembly number—Standard Series, Malleable Iron Casing with Bronze Nut & Ball. Available in 1/2" (13mm) to 1-1/2" (38mm) sizes. Dimensions located in Table 1.

\*\*\* Basic assembly number—Series 600, All Steel, available in 1-1/4" (32mm) and 1-1/2" (38mm) sizes. Dimensions located in Table 2.

TABLE 1 DIMENSIONS / STANDARD SERIES, —inches & mm

JOINT SIZE	SIZE CODE	A	B	C	D	E	F	G	H	I	J	K	L
1/2" 15mm	08	3.38" 86	3.38" 86	4.88" 124	3.66" 93	3.04" 77	3.04" 77	2.58" 66	1.32" 34	.97" 25	1.19" 30	2.22" 56	1.88" 48
3/4" 20mm	12	3.80" 96	3.77" 96	5.26" 134	4.48" 114	3.64" 92	3.67" 93	3.21" 92	1.42" 36	1.19" 30	1.31" 33	2.50" 63	2.37" 60
1" 25mm	16	4.69" 119	4.16" 106	6.00" 152	5.11" 130	4.10" 104	4.63" 118	3.62" 92	1.63" 41	1.50" 38	1.50" 38	2.81" 71	2.75" 70
1-1/4" 32mm	20	4.89" 124	4.70" 119	7.34" 186	6.31" 160	5.06" 129	5.25" 133	3.87" 98	1.59" 40	1.69" 43	1.81" 46	2.80" 71	3.16" 80
1-1/2" 40mm	24	5.56" 141	5.44" 138	7.55" 192	6.36" 162	5.06" 129	5.18" 132	5.00" 127	2.15" 54	2.16" 55	2.31" 59	3.53" 90	3.15" 80

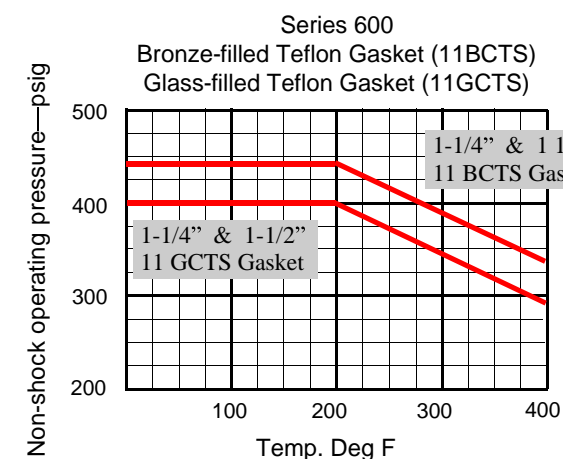
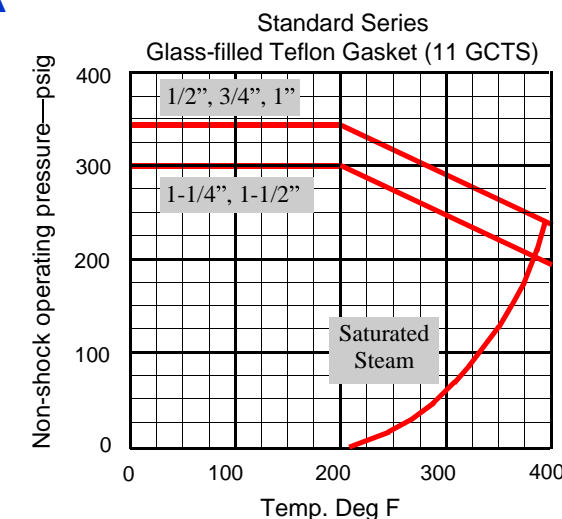
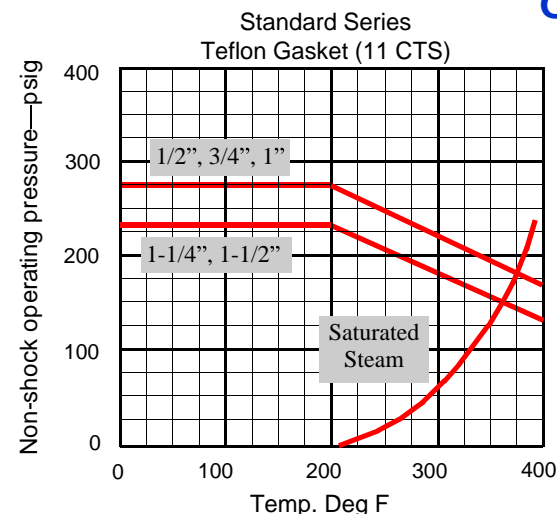
## BARCO SERIES 600 / ALL STEEL

Series 600 Self-Aligning Swivel Joints are designed for high-pressure hydraulic service, alternating high-pressure oil and steam. Available in socket weld ends on special request. Contact Barco.

TABLE 2 DIMENSIONS / 600 SERIES, ALL STEEL - inches & mm

JOINT SIZE	SIZE CODE	A	B	C	D	E	F	G	H	I	J	K	L
1-1/4" 32mm	20	5.38" 137	5.28" 134	7.53" 191	6.40" 163	5.28" 134	5.34" 136	4.49" 114	1.88" 48	2.03" 52	2.12" 54	3.19" 81	3.18" 81
1-1/2" 40mm	24	6.23" 158	6.19" 157	8.59" 218	7.23" 184	6.03" 153	6.04" 153	5.00" 127	2.25" 57	2.25" 57	2.62" 67	3.88" 99	3.69" 94

## OPERATING DATA



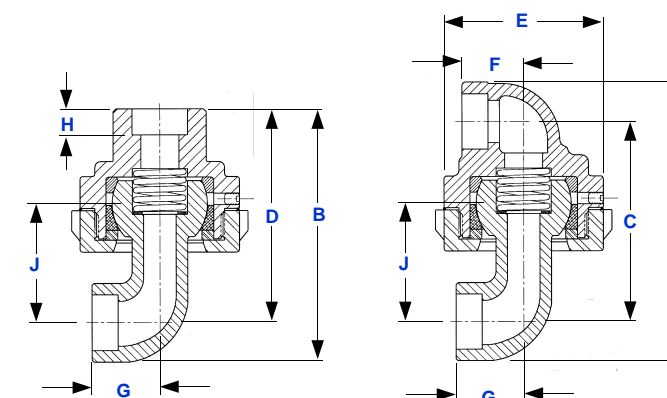
## BARCO SERIES 600 / ALL STEEL, INJECTED FLAKED GRAPHITE SEALANT.

These joints are available in socket weld and flange end on special order request, with injectable graphite sealant. Designed for hot oil and high-pressure steam applications. Contact Barco.

### OPERATING DATA

Hot Oil - 200 psig Max. (14 kg/cm<sup>2</sup>)  
650°F Max. (343°C)

Steam - 700 psig Max. (49 kg/cm<sup>2</sup>)  
500°F Max. (260°C)



### STYLE 7S-8BS

BE-43006-xx-41

### STYLE 7AS-8BS

BE-43010-xx-41

DIMENSIONS / 600 SERIES—ALL STEEL, GRAPHITE INJECTED - inches & mm

JOINT SIZE	SIZE CODE	A	B	C	D	E	F	G	H	J
1-1/4" 32mm	20	7.53" 191	6.41" 163	5.28" 134	5.35" 136	5.00" 127	2.03" 52	2.12" 54	.56" 14	3.19" 81
1-1/2" 40mm	24	8.67" 220	7.60" 193	6.12" 155	6.38" 162	5.00" 127	2.31" 59	2.69" 68	.50" 13	3.81" 97